

Migrating from PE9704 to PE97042

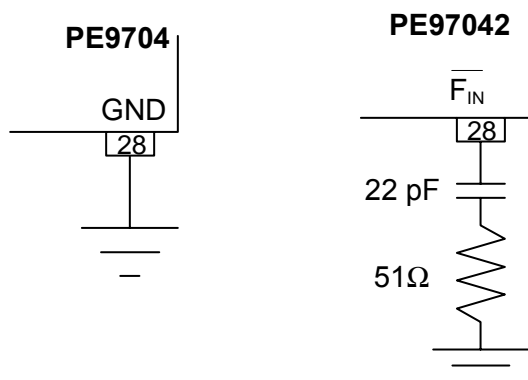
Introduction

A new generation of low phase noise frequency synthesizers has been released to address the need of the space application requirements for low phase noise. Three new products – PE97022, PE97042 and PE97632, are based on the existing products – PE9702, PE9704 and PE9763 respectively. Careful planning and attention have been made during design to minimize the effort and changes required for the migration from the existing products to the new products. There are trade-offs between design constraint and extent of phase noise improvement. The priority is always given first to produce a solution with the lowest phase noise possible and then with minimum effort for the migration. This application note describes in detail the necessary steps that are needed to migrate from an existing design that uses PE9704 to PE97042 to achieve improved phase noise.

Migrating From PE9704 to PE97042

Migrating from PE9704 to PE97042 requires one change to the way pin 28 is connected. Pin 28 is “GND” in PE9704 but is “ \overline{F}_{IN} ” in PE97042. Instead of tying pin 28 directly to “GND” as is in PE9704, pin 28 for PE97042 needs to have a 22 pF capacitor in series to a 51 Ω resistor to “GND” as shown in *Fig. 1* below.

Figure 1. Pin 28 configuration differences between PE9704 and PE97042

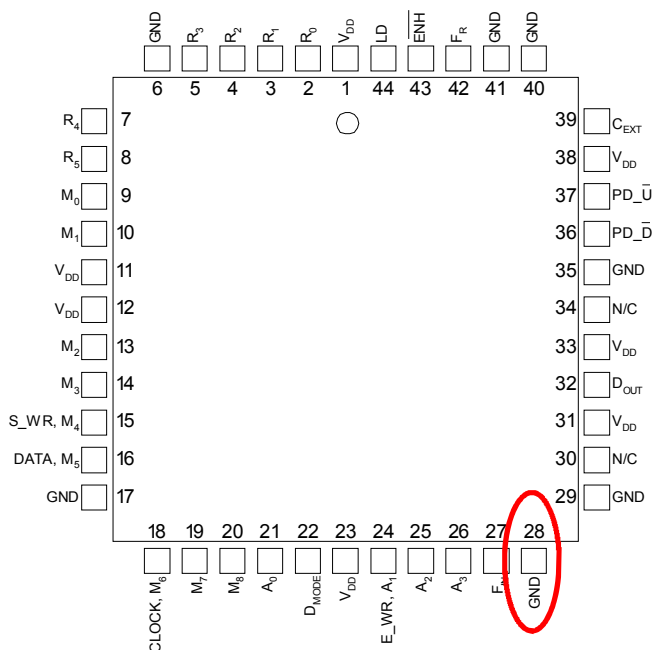
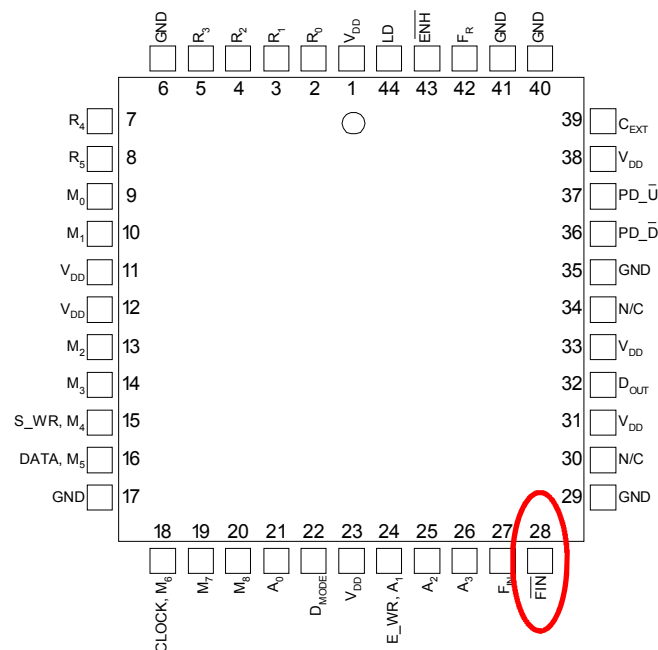


Summary:

- Details of low phase noise availability in new PLL products
- Migration from PE9704 to PE97042
 - PE97042 pin 28 connection difference from PE9704
 - Minor PCB Modification Necessary when moving from PE9704 to PE97042
 - Phase Noise greatly improved by raising V_{DD} to 3.3 V on PE97042
- Pin 28 Configuration Differences Diagram
- Comparison of pin-out diagram
- Operational Specification Comparison chart between PE9702 and PE97022
- Phase Noise Comparison graph between PE9704 and PE97042

Pin 28 is the only pin difference between PE9704 and PE97042, which requires board modification. There is no other pin difference. PE97042 can operate at 3.0 V nominal V_{DD} and benefit from the lower phase noise but the phase noise can be further improved by raising the V_{DD} supply level to 3.3V. See *Fig. 4* for a comparison between the Typical Phase Noise levels for the two parts.

One important specification difference between PE9704 and PE97042 is that the typical operational I_{DD} for PE97042 is about 10 mA more than that for PE9704. Please see *Tables 1&2* for a comparison of operational specifications.

Figure 2. PE9704 Pin Configurations (Top View)

Figure 3. PE97042 Pin Configurations (Top View)

Table 1. PE9704 Operational Specifications

Symbol	Parameter/Conditions	Min	Max	Units
V _{DD}	Supply voltage	2.85	3.15	V

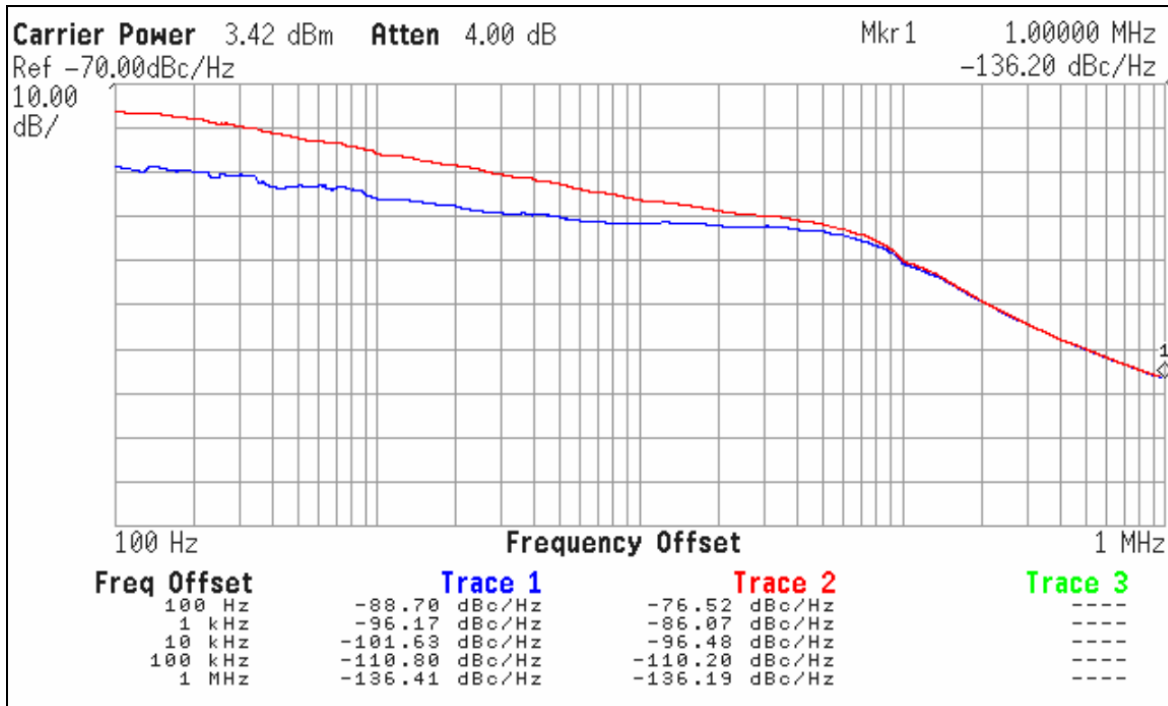
Symbol	Parameter	Conditions	Typ	Units
I _{DD}	Operational supply current; Prescaler disabled Prescaler enabled	V _{DD} = 2.85 to 3.15 V	10 24	mA mA
Φ _N	Normalized Phase Noise	V _{DD} = 2.85 to 3.15 V	-210	dBc/ Hz

Table 2. PE97042 Operational Specifications

Symbol	Parameter/Conditions	Min	Max	Units
V _{DD}	Supply voltage	2.85	3.45	V

Symbol	Parameter	Conditions	Typ	Units
I _{DD}	Operational supply current; Prescaler disabled Prescaler enabled	V _{DD} = 3.3 V	15 40	mA mA
Φ _N	Normalized Phase Noise	V _{DD} = 3.3 V	-216	dBc/ Hz

Figure 4. Typical Phase Noise for PE97042 (Trace 1) and PE9704 (Trace 2), Fvco = 1.92 GHz, Fcomp = 20 MHz, Loop Bandwidth = 50 kHz



Conclusion

This application has described the steps necessary to convert any existing design that uses PE9704 to the newer, lower phase noise PE97042. For help or more information about this report, please contact Peregrine Applications Support at help@psemi.com.

Datasheets can be found on our website at www.psemi.com.

Sales Offices

The Americas

Peregrine Semiconductor Corporation

9380 Carroll Park Drive
San Diego, CA 92121
Tel: 858-731-9400
Fax: 858-731-9499

Europe

Peregrine Semiconductor Europe

Bâtiment Maine
13-15 rue des Quatre Vents
F-92380 Garches, France
Tel: +33-1-4741-9173
Fax : +33-1-4741-9173

Space and Defense Products

Americas:

Tel: 858-731-9453

Europe, Asia Pacific:

180 Rue Jean de Guiramand
13852 Aix-En-Provence Cedex 3, France
Tel: +33-4-4239-3361
Fax: +33-4-4239-7227

Peregrine Semiconductor, Asia Pacific (APAC)

Shanghai, 200040, P.R. China
Tel: +86-21-5836-8276
Fax: +86-21-5836-7652

Peregrine Semiconductor, Korea

#B-2607, Kolon Tripolis, 210
Geumgok-dong, Bundang-gu, Seongnam-si
Gyeonggi-do, 463-943 South Korea
Tel: +82-31-728-3939
Fax: +82-31-728-3940

Peregrine Semiconductor K.K., Japan

Teikoku Hotel Tower 10B-6
1-1-1 Uchisaiwai-cho, Chiyoda-ku
Tokyo 100-0011 Japan
Tel: +81-3-3502-5211
Fax: +81-3-3502-5213

For a list of representatives in your area, please refer to our Web site at: www.psemi.com

Data Sheet Identification

Advance Information

The product is in a formative or design stage. The data sheet contains design target specifications for product development. Specifications and features may change in any manner without notice.

Preliminary Specification

The data sheet contains preliminary data. Additional data may be added at a later date. Peregrine reserves the right to change specifications at any time without notice in order to supply the best possible product.

Product Specification

The data sheet contains final data. In the event Peregrine decides to change the specifications, Peregrine will notify customers of the intended changes by issuing a DCN (Document Change Notice).

The information in this data sheet is believed to be reliable. However, Peregrine assumes no liability for the use of this information. Use shall be entirely at the user's own risk.

No patent rights or licenses to any circuits described in this data sheet are implied or granted to any third party.

Peregrine's products are not designed or intended for use in devices or systems intended for surgical implant, or in other applications intended to support or sustain life, or in any application in which the failure of the Peregrine product could create a situation in which personal injury or death might occur. Peregrine assumes no liability for damages, including consequential or incidental damages, arising out of the use of its products in such applications.

The Peregrine name, logo, and UTSi are registered trademarks and UltraCMOS, HaRP and MultiSwitch are trademarks of Peregrine Semiconductor Corp.